

Product data sheet


Miniature connectors

Product description	M16 IP67 Female cable connector, Contacts: 8 DIN, 6.0 - 8.0 mm, shieldable, solder, IP68, UL, AISG compliant
Area	M16 IP67 series 423
Part no.	99 5672 15 08

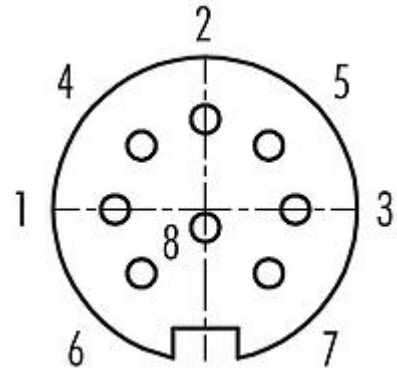
Illustration



Scale drawing



Contact arrangement (Plug-in side)



You can find the assembly instructions on the next page.

Technical data

General features

Part no.	99 5672 15 08
Connector design	Female cable connector
Version	female straight
Connector locking system	screw
Termination	solder
Degree of protection	IP68 IP67
Cross-sectional area	max. 0.75 mm ² / AWG 18
Cable outlet	6.0 - 8.0 mm
Temperature range from/to	-30 °C / 95 °C
Tightening torque sleeve	0,8 Nm
Mechanical operation	> 500 Mating cycles
Weight (g)	48.53
Customs tariff number	85369010

Electrical parameters

Rated voltage	60 V
Rated impulse voltage	500 V
Rated current (40 °C)	5,0 A
Insulation resistance	≥ 10 ¹⁰ Ω
Pollution degree	1
Overvoltage category	I
Insulating material group	III

Product data sheet

Miniature connectors



Product description **M16 IP67 Female cable connector, Contacts: 8 DIN, 6.0 - 8.0 mm, shieldable, solder, IP68, UL, AISG compliant**

Area **M16 IP67 series 423**
Part no. **99 5672 15 08**

EMC compliance shieldable
Shield connection Shielding ring

Material

Housing material CuZn (Brass nickel plated)
Contact body material PBT (UL94 V-0)
Contact material CuSn (bronze)
Contact plating Ag (silver)
REACH SVHC CAS 96-45-7 (Imidazolidine-2-thione)
CAS 7439-92-1 (Lead)
SCIP number SCIP-number not available

Authorization/approvals

Approvals UL, AISG compliant

Classifications

eCl@ss 11.1 27-44-01-02
ETIM 7.0 EC002635

Declarations of conformity

Low Voltage Directive 2014/35/EU (EN 60204-1:2018;EN 60529:1991)

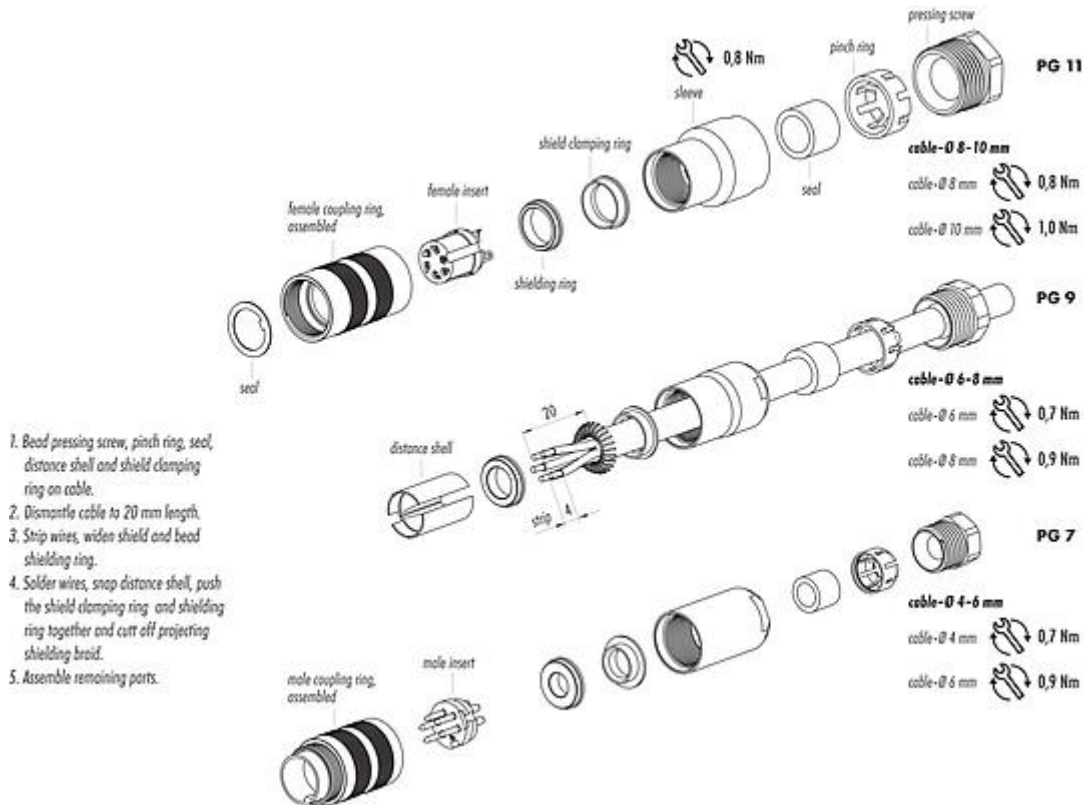
Product data sheet

Miniature connectors

Product description **M16 IP67 Female cable connector, Contacts: 8 DIN, 6.0 - 8.0 mm, shieldable, solder, IP68, UL, AISG compliant**

Area **M16 IP67 series 423**
 Part no. **99 5672 15 08**

Assembly instructions



1. Bead pressing screw, pinch ring, seal, distance shell and shield clamping ring on cable.
2. Dismantle cable to 20 mm length.
3. Strip wires, widen shield and bead shielding ring.
4. Solder wires, snap distance shell, push the shield clamping ring and shielding ring together and cut off projecting shielding braid.
5. Assemble remaining parts.

Product data sheet

Miniature connectors



Product description	M16 IP67 Female cable connector, Contacts: 8 DIN, 6.0 - 8.0 mm, shieldable, solder, IP68, UL, AISG compliant
Area	M16 IP67 series 423
Part no.	99 5672 15 08

Security notices

The connectors have been developed for applications in plant engineering, control and electrical equipment construction. The user is responsible for checking whether the connectors can also be used in other areas of application.

Plug connectors with enclosure protection IP67 and IP68 are not suitable for use under water. When used outdoors, the plug connectors must be protected separately against corrosion. For further information on the IP protection classes, please refer to the "Technical Information" download centre.

To lock the cable connector with the device connector, the threaded ring is tightened "hand-tight" (approx. 50 cNm).