

Product data sheet

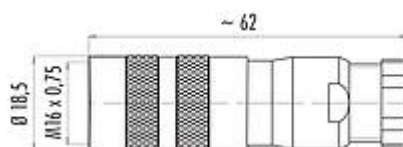
Miniature connectors

Product description	M16 IP67 female cable connector, Contacts: 3 DIN, 6.0 - 8.0 mm, shieldable, solder, IP67, UL
Area	M16 IP67 series 423
Part no.	99 5606 15 03

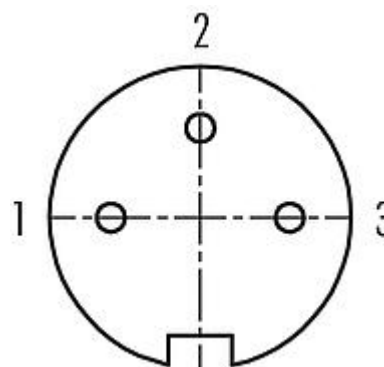
Illustration



Scale drawing



Contact arrangement (Plug-in side)



You can find the assembly instructions on the next page.

Technical data

General features

Part no.	99 5606 15 03
Connector design	female cable connector
Version	female straight
Connector locking system	screw
Termination	solder
Degree of protection	IP67
Cross-sectional area	max. 0.75 mm ² / AWG 18
Cable outlet	6.0 - 8.0 mm
Temperature range from/to	-30 °C / 95 °C
Tightening torque sleeve	0,8 Nm
Mechanical operation	> 500 Mating cycles
Weight (g)	48.51
Customs tariff number	85369010

Electrical parameters

Rated voltage	250 V
Rated impulse voltage	1500 V
Rated current (40 °C)	7,0 A
Insulation resistance	≥ 10 ¹⁰ Ω
Pollution degree	1
Overvoltage category	I
Insulating material group	III
EMC compliance	shieldable

Product data sheet

Miniature connectors



Product description **M16 IP67 female cable connector, Contacts: 3 DIN, 6.0 - 8.0 mm, shieldable, solder, IP67, UL**

Area **M16 IP67 series 423**
Part no. **99 5606 15 03**

Shield connection shielding ring

Material

Housing material CuZn (Brass nickel plated)
Contact body material PBT (UL94 V-0)
Contact material CuSn (bronze)
Contact plating Ag (silver)
REACH SVHC CAS 96-45-7 (Imidazolidine-2-thione)
CAS 7439-92-1 (Lead)
SCIP number dd006410-e450-45ae-b2b7-6bfb4930b81e

Authorization/approvals

Approvals UL

Classifications

eCl@ss 11.1 27-44-01-02
ETIM 7.0 EC002635

Declarations of conformity

Low Voltage Directive 2014/35/EU (EN 60204-1:2018;EN 60529:1991)

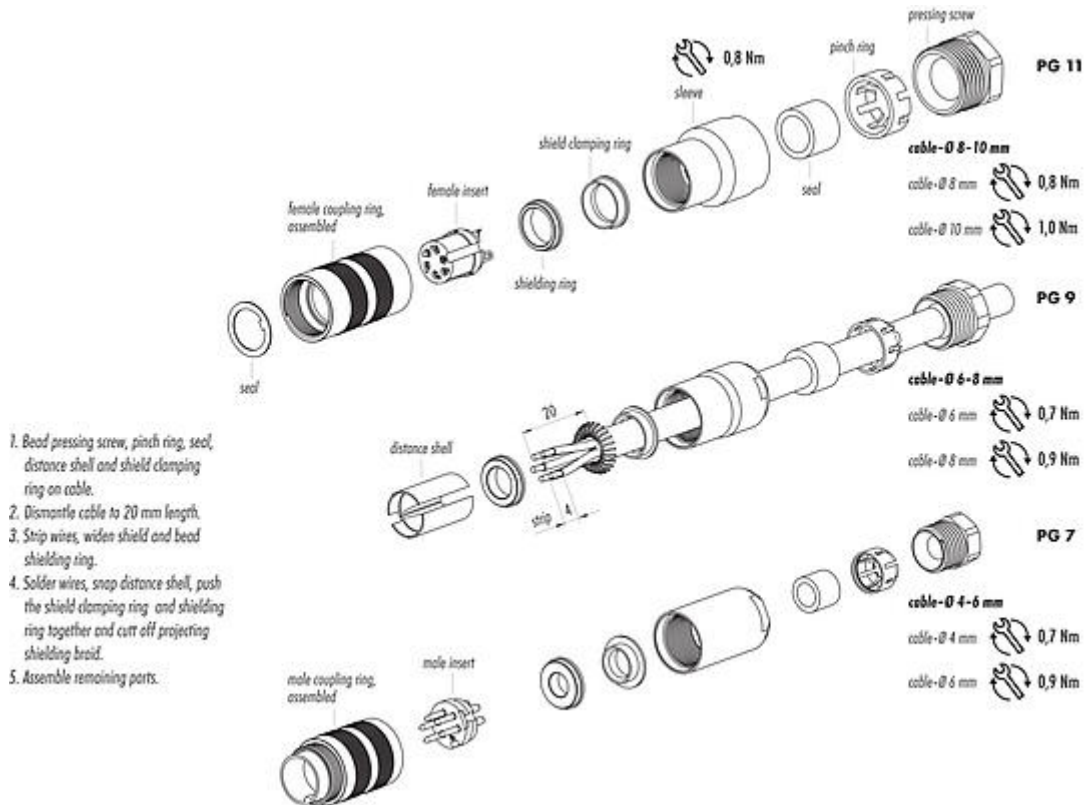
Product data sheet

Miniature connectors

Product description **M16 IP67 female cable connector, Contacts: 3 DIN, 6.0 - 8.0 mm, shieldable, solder, IP67, UL**

Area **M16 IP67 series 423**
 Part no. **99 5606 15 03**

Assembly instructions



Product description	M16 IP67 female cable connector, Contacts: 3 DIN, 6.0 - 8.0 mm, shieldable, solder, IP67, UL
Area	M16 IP67 series 423
Part no.	99 5606 15 03

Security notices

The connector must not be plugged or unplugged under load. Non-observance and improper use can result in personal injury.

The connectors have been developed for applications in plant engineering, control and electrical equipment construction. The user is responsible for checking whether the connectors can also be used in other areas of application.

Connectors which are used in circuits with voltages dangerous to the touch may only be installed and used by, or under the supervision of, persons with electrical engineering training, taking into account the applicable regulations and standards.

Plug connectors with enclosure protection IP 67 and IP 68 are not suitable for use under water. When used outdoors, the plug connectors must be protected separately against corrosion. For further information on the IP protection classes, please refer to the "Technical Information" download centre.

The plug connector is not suitable for mains voltages. Please observe the pollution degree and the overvoltage category. For further information, please refer to the download center "Technical Information".

To lock the cable connector with the device connector, the threaded ring is tightened "hand-tight" (approx. 50 cNm).