

Product data sheet

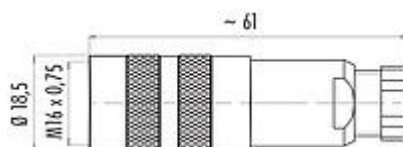
Miniature connectors

| | |
|---------------------|--|
| Product description | M16 IP67 female cable connector, Contacts: 4, 4.0 - 6.0 mm, shieldable, solder, IP67, UL |
| Area | M16 IP67 series 423 |
| Part no. | 99 5110 15 04 |

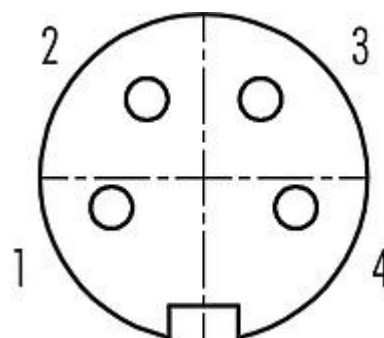
Illustration



Scale drawing



Contact arrangement (Plug-in side)



You can find the assembly instructions on the next page.

Technical data

General features

| | |
|---------------------------|------------------------------------|
| Part no. | 99 5110 15 04 |
| Connector design | female cable connector |
| Version | female straight |
| Connector locking system | screw |
| Termination | solder |
| Degree of protection | IP67 |
| Cross-sectional area | max. 0.75 mm ² / AWG 18 |
| Cable outlet | 4.0 - 6.0 mm |
| Temperature range from/to | -30 °C / 95 °C |
| Tightening torque sleeve | 0,8 Nm |
| Mechanical operation | > 500 Mating cycles |
| Weight (g) | 52.74 |
| Customs tariff number | 85369010 |

Electrical parameters

| | |
|---------------------------|----------------------|
| Rated voltage | 250 V |
| Rated impulse voltage | 1500 V |
| Rated current (40 °C) | 6,0 A |
| Insulation resistance | ≥ 10 ¹⁰ Ω |
| Pollution degree | 1 |
| Overvoltage category | I |
| Insulating material group | III |
| EMC compliance | shieldable |
| Shield connection | shielding ring |

Product data sheet

Miniature connectors



| | |
|---------------------|--|
| Product description | M16 IP67 female cable connector, Contacts: 4, 4.0 - 6.0 mm, shieldable, solder, IP67, UL |
| Area | M16 IP67 series 423 |
| Part no. | 99 5110 15 04 |

Material

| | |
|-----------------------|--|
| Housing material | CuZn (Brass nickel plated) |
| Contact body material | PBT (UL94 V-0) |
| Contact material | CuSn (bronze) |
| Contact plating | Ag (silver) |
| REACH SVHC | CAS 96-45-7 (Imidazolidine-2-thione) CAS 7439-92-1 (Lead) |
| SCIP number | cf473870-7522-46a9-9975-b5e8742d5a44 |

Authorization/approvals

| | |
|-----------|----|
| Approvals | UL |
|-----------|----|

Classifications

| | |
|-------------|-------------|
| eCl@ss 11.1 | 27-44-01-02 |
| ETIM 7.0 | EC002635 |

Declarations of conformity

| | |
|-----------------------|--|
| Low Voltage Directive | 2014/35/EU (EN 60204-1:2018;EN 60529:1991) |
|-----------------------|--|

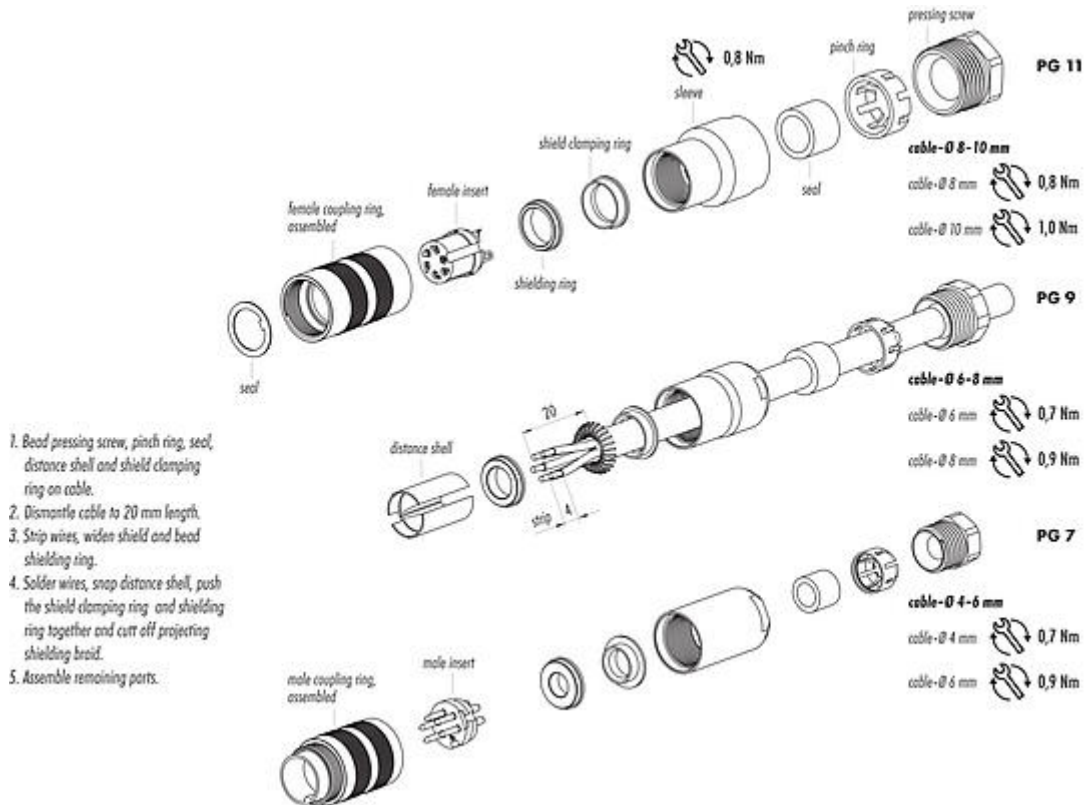
Product data sheet

Miniature connectors

Product description **M16 IP67 female cable connector, Contacts: 4, 4.0 - 6.0 mm, shieldable, solder, IP67, UL**

Area **M16 IP67 series 423**
 Part no. **99 5110 15 04**

Assembly instructions



| | |
|---------------------|---|
| Product description | M16 IP67 female cable connector, Contacts: 4, 4.0 - 6.0 mm, shieldable, solder, IP67, UL |
| Area | M16 IP67 series 423 |
| Part no. | 99 5110 15 04 |

Security notices

The connector must not be plugged or unplugged under load. Non-observance and improper use can result in personal injury.

The connectors have been developed for applications in plant engineering, control and electrical equipment construction. The user is responsible for checking whether the connectors can also be used in other areas of application.

Connectors which are used in circuits with voltages dangerous to the touch may only be installed and used by, or under the supervision of, persons with electrical engineering training, taking into account the applicable regulations and standards.

Plug connectors with enclosure protection IP 67 and IP 68 are not suitable for use under water. When used outdoors, the plug connectors must be protected separately against corrosion. For further information on the IP protection classes, please refer to the "Technical Information" download centre.

The plug connector is not suitable for mains voltages. Please observe the pollution degree and the overvoltage category. For further information, please refer to the download center "Technical Information".

To lock the cable connector with the device connector, the threaded ring is tightened "hand-tight" (approx. 50 cNm).