

Product data sheet

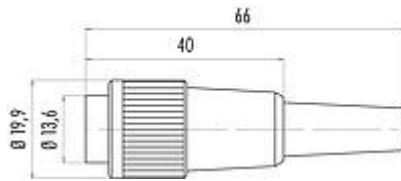
Miniature connectors

Product description	Bayonet male cable connector, Contacts: 8 DIN, 3.0 - 6.0 mm, unshielded, solder, IP40
Area	Bayonet series 678
Part no.	99 0645 00 08

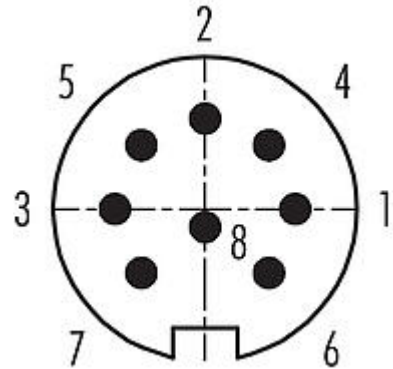
Illustration



Scale drawing



Contact arrangement (Plug-in side)



You can find the assembly instructions on the next page.

Technical data

General features

Part no.	99 0645 00 08
Connector design	male cable connector
Version	male straight
Connector locking system	Bayonet
Termination	solder
Degree of protection	IP40
Cross-sectional area	max. 0.75 mm ² / AWG 18
Cable outlet	3.0 - 6.0 mm
Temperature range from/to	-40 °C / 85 °C
Mechanical operation	> 500 Mating cycles
Weight (g)	9.73
Customs tariff number	85369010

Electrical parameters

Rated voltage	60 V
Rated impulse voltage	500 V
Rated current (40 °C)	5,0 A
Insulation resistance	≥ 10 ¹⁰ Ω
Pollution degree	1
Overvoltage category	I
Insulating material group	III
EMC compliance	unshielded

Product data sheet

Miniature connectors

Product description	Bayonet male cable connector, Contacts: 8 DIN, 3.0 - 6.0 mm, unshielded, solder, IP40
Area	Bayonet series 678
Part no.	99 0645 00 08

Material

Housing material	PA
Contact body material	PBT (UL94 V-0)
Contact material	CuZn (brass)
Contact plating	Ag (silver)
REACH SVHC	CAS 7439-92-1 (Lead)
SCIP number	SCIP-number not available

Classifications

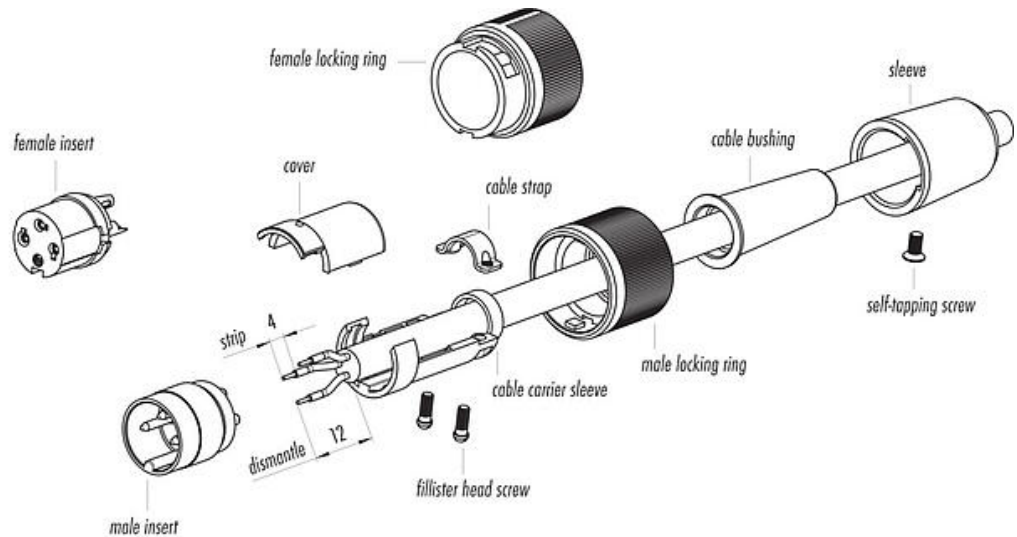
eCl@ss 11.1	27-44-01-02
ETIM 7.0	EC002635

Declarations of conformity

Low Voltage Directive	2014/35/EU (EN 60204-1:2018;EN 60529:1991)
-----------------------	--

Assembly instructions

1. Bead cable carrier sleeve, locking ring, cable bushing and sleeve to cable.
2. Dismantle cable to 12 mm length.
3. Strip and solder single wires.
4. Place the cover on the cable carrier sleeve and fasten the cable strap with fillister head screws.
5. Push assembled part with contact insert into the sleeve and fasten with self-tapping screw.



Product data sheet

Miniature connectors



Product description	Bayonet male cable connector, Contacts: 8 DIN, 3.0 - 6.0 mm, unshielded, solder, IP40
Area	Bayonet series 678
Part no.	99 0645 00 08

Security notices

The connectors have been developed for applications in plant engineering, control and electrical equipment construction. The user is responsible for checking whether the connectors can also be used in other areas of application.