

Product data sheet

Automation technology - sensors and actuators

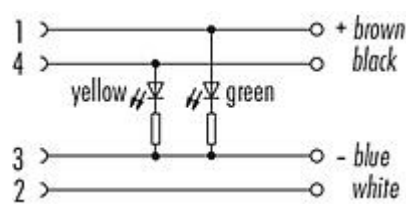


Product description	M12-A female angled connector, Contacts: 4, unshielded, moulded cable, IP69K, UL, PVC grey, 4 x 0.34 mm², with LED PNP normally open, 5 m
Area	M12-A series 763
Part no.	77 3634 0000 20004-0500

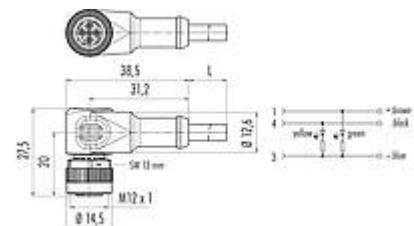
Illustration



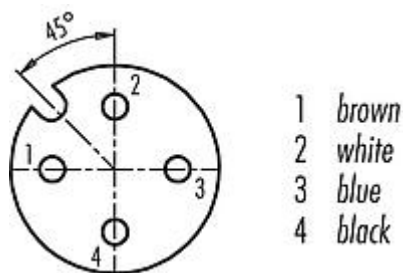
Pin assignment plans



Scale drawing



Contact arrangement (Plug-in side)



Technical data

General features

Part no.	77 3634 0000 20004-0500
	Alternative part no.: 79 3436 17 04
Notice	Please note that, due to the change from the old to the new order number, there may be deviations in the technical specifications. For questions about product details, please use the 'Contact Customer Service' form on the right.
Connector design	female angled connector
Cable length	5 m
Version	female angled
Connector locking system	screw
Termination	moulded cable
Degree of protection	IP69K
Cross-sectional area	0.34 mm² / AWG 22

Product data sheet

Automation technology - sensors and actuators



Product description	M12-A female angled connector, Contacts: 4, unshielded, moulded cable, IP69K, UL, PVC grey, 4 x 0.34 mm ² , with LED PNP normally open, 5 m
Area	M12-A series 763
Part no.	77 3634 0000 20004-0500

Temperature range from/to	-25 °C / 90 °C
Mechanical operation	> 100 Mating cycles
Additional information	with LED PNP normally open
Weight (g)	85.00
Customs tariff number	85444290

Electrical parameters

Rated voltage	10 - 30 V
Rated impulse voltage	500 V
Rated current (40 °C)	4,0 A
Insulation resistance	≥ 10 ¹⁰ Ω
Pollution degree	3
Overvoltage category	II
Insulating material group	II
EMC compliance	unshielded

Material

Housing material	PUR
Contact body material	PUR
Contact material	CuSn (bronze)
Contact plating	Au (gold)
Locking material	Zinc die-cast nickel-plated
REACH SVHC	None (No pollutants)
SCIP number	SCIP-number not available

Authorization/approvals

Approvals	UL
-----------	----

Classifications

eCl@ss 11.1	27-06-03-11
ETIM 7.0	EC001855

Declarations of conformity

RoHS Directive	2011/65/EU (EN 50581:2012)
----------------	----------------------------

Cable data - Structure of the cable

Cable diameter	4.8 mm
Cross section	4 x 0.34 mm ²

Product data sheet

Automation technology - sensors and actuators



Product description M12-A female angled connector, Contacts: 4, unshielded, moulded cable, IP69K, UL, PVC grey, 4 x 0.34 mm², with LED PNP normally open, 5 m

Area M12-A series 763
Part no. 77 3634 0000 20004-0500

Sheath material	PVC
Single-lead insulation	PVC
Single-lead structure	42 x 0.10 mm
Cable color	grey

Cable data - Electrical properties

Conductor resistance	57 Ω/Km (20°C)
----------------------	----------------

Cable data - Mechanical properties

Bending radius, fixed cable	≥ 5 x Ø
Bending radius, moving cable	≥ 10 x Ø
Bending cycles	>2 million
Permitted acceleration	max. 5 m/s ² + 1 m/s ²
Travel distance, horizontal	5 m/s ² -> 5 m
Travel distance, vertical	5 m/s ² -> 2 m
Travel speed	≤ 200 m/min (5 m horizontal distance)

Cable data - Thermal properties

Temperature range cable in move from/to	-5 °C / 105 °C
Temperature range cable fixed from/to	-40 °C / 105 °C

Cable data - Other features

Halogen free	No
--------------	----

Product description	M12-A female angled connector, Contacts: 4, unshielded, moulded cable, IP69K, UL, PVC grey, 4 x 0.34 mm², with LED PNP normally open, 5 m
Area	M12-A series 763
Part no.	77 3634 0000 20004-0500

Security notices

The connector must not be plugged or unplugged under load. Non-observance and improper use can result in personal injury.

The connectors have been developed for applications in plant engineering, control and electrical equipment construction. The user is responsible for checking whether the connectors can also be used in other areas of application.

The user must take suitable safety precautions to ensure that the connector cannot be accidentally disconnected.

Plug connectors with enclosure protection IP 67 and IP 68 are not suitable for use under water. For further information on the IP protection classes, please refer to the "Technical Information" download centre.

To lock the cable connector with the device connector, the threaded ring is tightened "hand-tight" (approx. 60 cNm).