

Product data sheet

Subminiature connectors

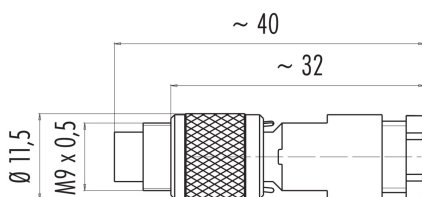


Product description	M9 IP67 male cable connector, Contacts: 3, 3.5 - 5.0 mm, unshielded, solder, IP67
Area	M9 IP67 series 712
Part no.	99 0405 00 03

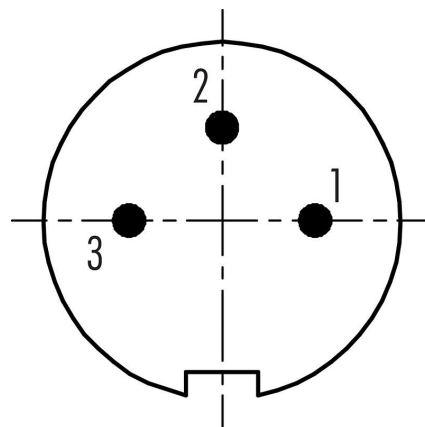
Illustration



Scale drawing



Contact arrangement (Plug-in side)



You can find the component part drawing on the next page.

Technical data

General features

Part no.	99 0405 00 03
Connector design	male cable connector
Version	male straight
Connector locking system	screw
Termination	solder
Degree of protection	IP67
Cross-sectional area	max. 0.25 mm ² / AWG 24
Cable outlet	3.5 - 5.0 mm
Temperature range from/to	-40 °C / 85 °C
Mechanical operation	> 500 Mating cycles
Weight (g)	6.06
Customs tariff number	85369010

Electrical parameters

Rated voltage	125 V
Rated impulse voltage	1500 V
Rated current (40 °C)	4,0 A
Insulation resistance	≥ 10 ¹⁰ Ω
Pollution degree	1
Overvoltage category	II
Insulating material group	III

Product data sheet

Subminiature connectors



Product description	M9 IP67 male cable connector, Contacts: 3, 3.5 - 5.0 mm, unshielded, solder, IP67
Area	M9 IP67 series 712
Part no.	99 0405 00 03

EMC compliance unshielded

Material

Housing material	PA/CuZn (Nickel-plated brass)
Contact body material	PBT (UL94 V-0)
Contact material	CuZn (brass)
Contact plating	Au (gold)
Locking material	CuZn (Brass nickel plated)
REACH SVHC	CAS 7439-92-1 (Lead)
SCIP number	9c4399d6-6f6a-40c1-9bdc-ef1e39b774e0

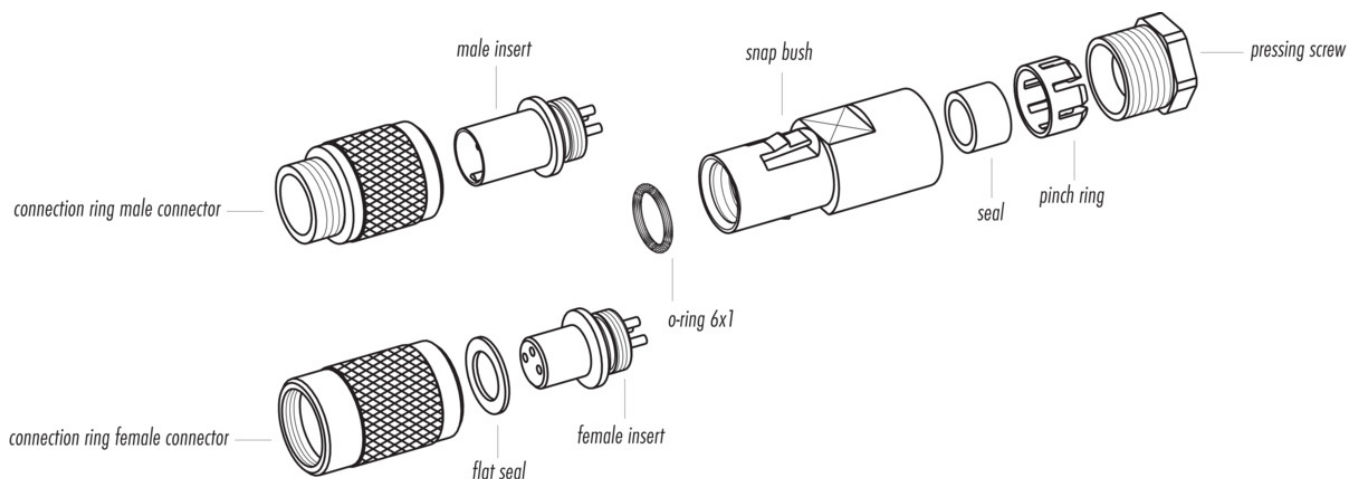
Classifications

eCl@ss 11.1	27-44-01-02
ETIM 7.0	EC002635

Declarations of conformity

Low Voltage Directive	2014/35/EU (EN 60204-1:2018;EN 60529:1991)
-----------------------	--

Component part drawing



Product description	M9 IP67 male cable connector, Contacts: 3, 3.5 - 5.0 mm, unshielded, solder, IP67
Area	M9 IP67 series 712
Part no.	99 0405 00 03

Security notices

The connector must not be plugged or unplugged under load. Non-observance and improper use can result in personal injury.

The connectors have been developed for applications in plant engineering, control and electrical equipment construction. The user is responsible for checking whether the connectors can also be used in other areas of application.

Connectors which are used in circuits with voltages dangerous to the touch may only be installed and used by, or under the supervision of, persons with electrical engineering training, taking into account the applicable regulations and standards.

Plug connectors with enclosure protection IP 67 and IP 68 are not suitable for use under water. When used outdoors, the plug connectors must be protected separately against corrosion. For further information on the IP protection classes, please refer to the "Technical Information" download centre.

To lock the cable connector with the device connector, the threaded ring is tightened "hand-tight" (approx. 50 cNm).