

Product data sheet

Subminiature connectors

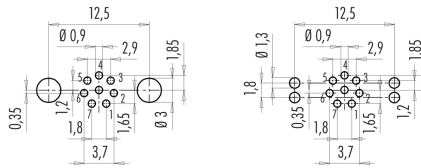


Product description	M9 IP67 male panel mount connector, Contacts: 8, shieldable, dip-solder, IP67, front fastened
Area	M9 IP67 series 712
Part no.	09 0427 30 08

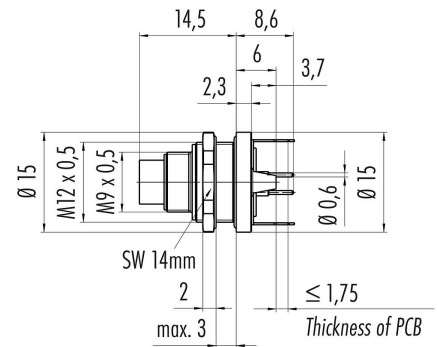
Illustration



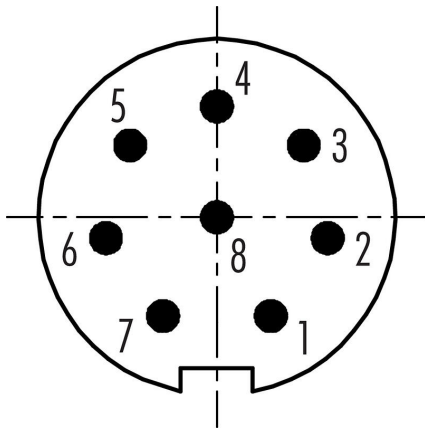
Conductor layout



Scale drawing



Contact arrangement (Plug-in side)



You can find the assembly instructions on the next page.

Technical data

General features

Part no.	09 0427 30 08
Connector design	male panel mount connector
Version	male straight
Connector locking system	screw
Termination	dip-solder
Degree of protection	IP67
Temperature range from/to	-40 °C / 85 °C
Mechanical operation	> 500 Mating cycles

Product data sheet

Subminiature connectors



Product description	M9 IP67 male panel mount connector, Contacts: 8, shieldable, dip-solder, IP67, front fastened
Area	M9 IP67 series 712
Part no.	09 0427 30 08

Weight (g)	7.42
Customs tariff number	85369010

Electrical parameters

Rated voltage	125 V
Rated impulse voltage	1500 V
Rated current (40 °C)	1,0 A
Insulation resistance	$\geq 10^{10} \Omega$
Pollution degree	1
Overvoltage category	II
Insulating material group	III
EMC compliance	shieldable
Shield connection	Shielding plate

Material

Contact body material	PA (UL94 V-0)
Contact material	CuZn (brass)
Contact plating	Au (gold)
REACH SVHC	CAS 7439-92-1 (Lead)
SCIP number	0c40a5e1-81b1-4ef9-9676-25a5595e6fab

Classifications

eCl@ss 11.1	27-44-01-09
ETIM 7.0	EC003569

Product data sheet

Subminiature connectors



Product description	M9 IP67 male panel mount connector, Contacts: 8, shieldable, dip-solder, IP67, front fastened
Area	M9 IP67 series 712
Part no.	09 0427 30 08

Product data sheet

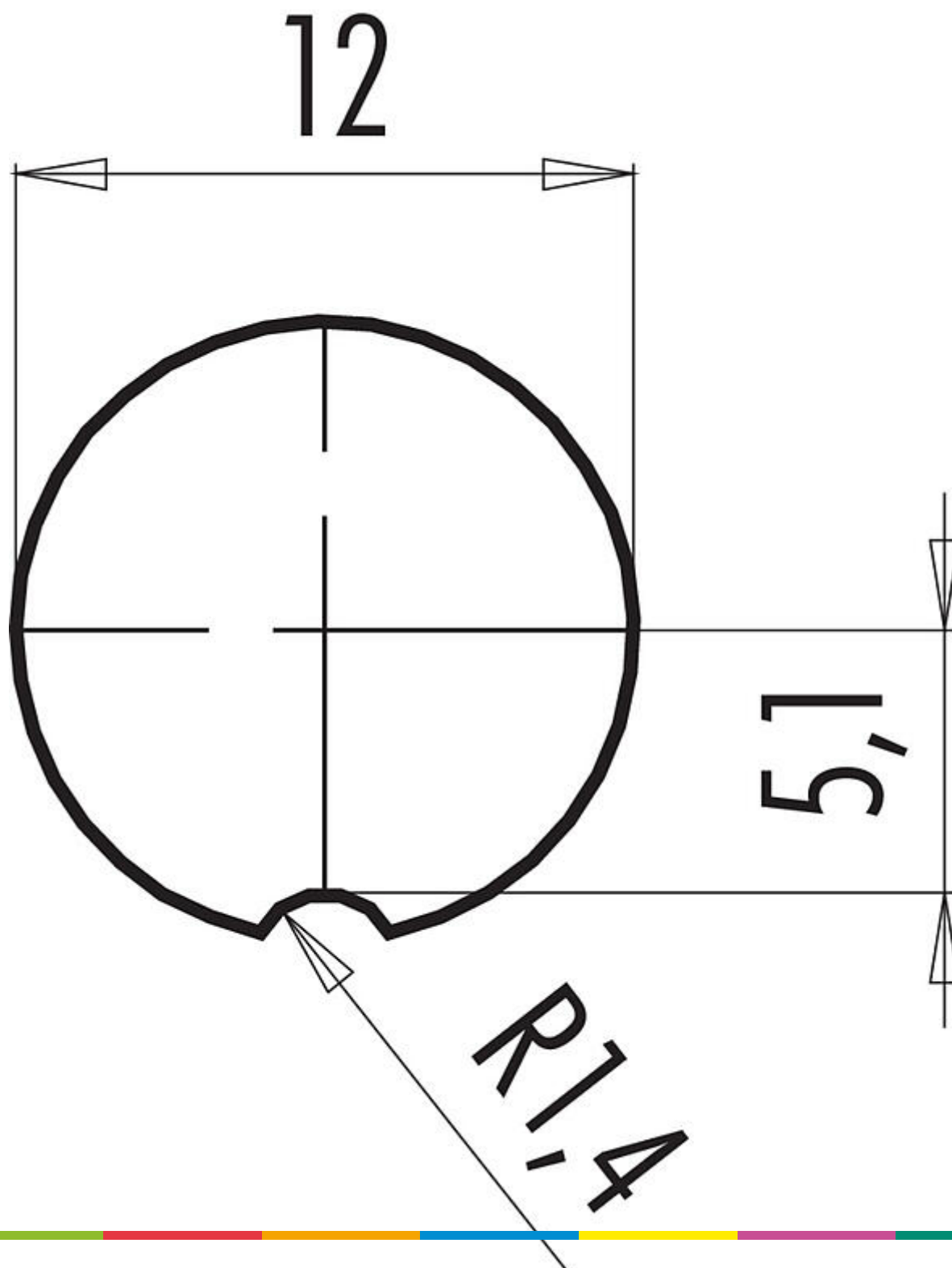
Subminiature connectors



Product description	M9 IP67 male panel mount connector, Contacts: 8, shieldable, dip-solder, IP67, front fastened
Area	M9 IP67 series 712
Part no.	09 0427 30 08

Product description	M9 IP67 male panel mount connector, Contacts: 8, shieldable, dip-solder, IP67, front fastened
Area	M9 IP67 series 712
Part no.	09 0427 30 08

Assembly instructions / Panel cut-out



Product data sheet

Subminiature connectors



Product description	M9 IP67 male panel mount connector, Contacts: 8, shieldable, dip-solder, IP67, front fastened
Area	M9 IP67 series 712
Part no.	09 0427 30 08

Security notices

The connector must not be plugged or unplugged under load. Non-observance and improper use can result in personal injury.

The connectors have been developed for applications in plant engineering, control and electrical equipment construction. The user is responsible for checking whether the connectors can also be used in other areas of application.

Plug connectors with enclosure protection IP 67 and IP 68 are not suitable for use under water. When used outdoors, the plug connectors must be protected separately against corrosion. For further information on the IP protection classes, please refer to the "Technical Information" download centre.