

Product data sheet

Subminiature connectors

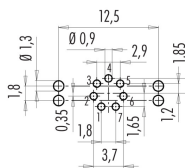
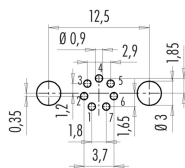


Product description	M9 IP67 female panel mount connector, Contacts: 7, shieldable, dip-solder, IP67, front fastened
Area	M9 IP67 series 712
Part no.	09 0424 30 07

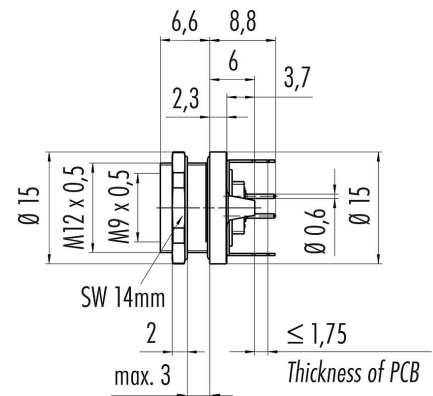
Illustration



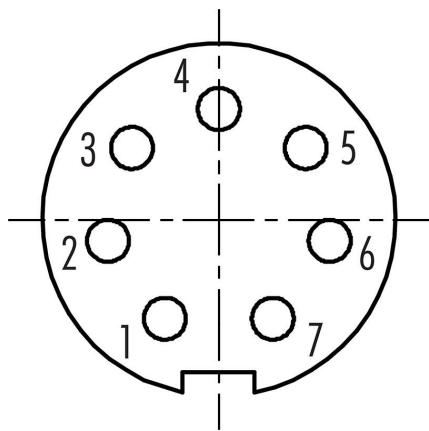
Conductor layout



Scale drawing



Contact arrangement (Plug-in side)



You can find the assembly instructions on the next page.

Technical data

General features

Part no.	09 0424 30 07
Connector design	female panel mount connector
Version	female straight
Connector locking system	screw
Termination	dip-solder
Degree of protection	IP67

Product data sheet

Subminiature connectors



Product description	M9 IP67 female panel mount connector, Contacts: 7, shieldable, dip-solder, IP67, front fastened
Area	M9 IP67 series 712
Part no.	09 0424 30 07

Temperature range from/to	-40 °C / 85 °C
Mechanical operation	> 500 Mating cycles
Weight (g)	6.77
Customs tariff number	85369010

Electrical parameters

Rated voltage	125 V
Rated impulse voltage	1500 V
Rated current (40 °C)	1,0 A
Insulation resistance	$\geq 10^{10} \Omega$
Pollution degree	1
Overvoltage category	II
Insulating material group	III
EMC compliance	shieldable
Shield connection	Shielding plate

Material

Contact body material	PA (UL94 V-0)
Contact material	CuSn (bronze)
Contact plating	Au (gold)
REACH SVHC	CAS 7439-92-1 (Lead)
SCIP number	5a8337a6-dc1d-4b52-add9-03ea3361b244

Classifications

eCl@ss 11.1	27-44-01-09
ETIM 7.0	EC003569

Product data sheet

Subminiature connectors



Product description	M9 IP67 female panel mount connector, Contacts: 7, shieldable, dip-solder, IP67, front fastened
Area	M9 IP67 series 712
Part no.	09 0424 30 07

Product data sheet

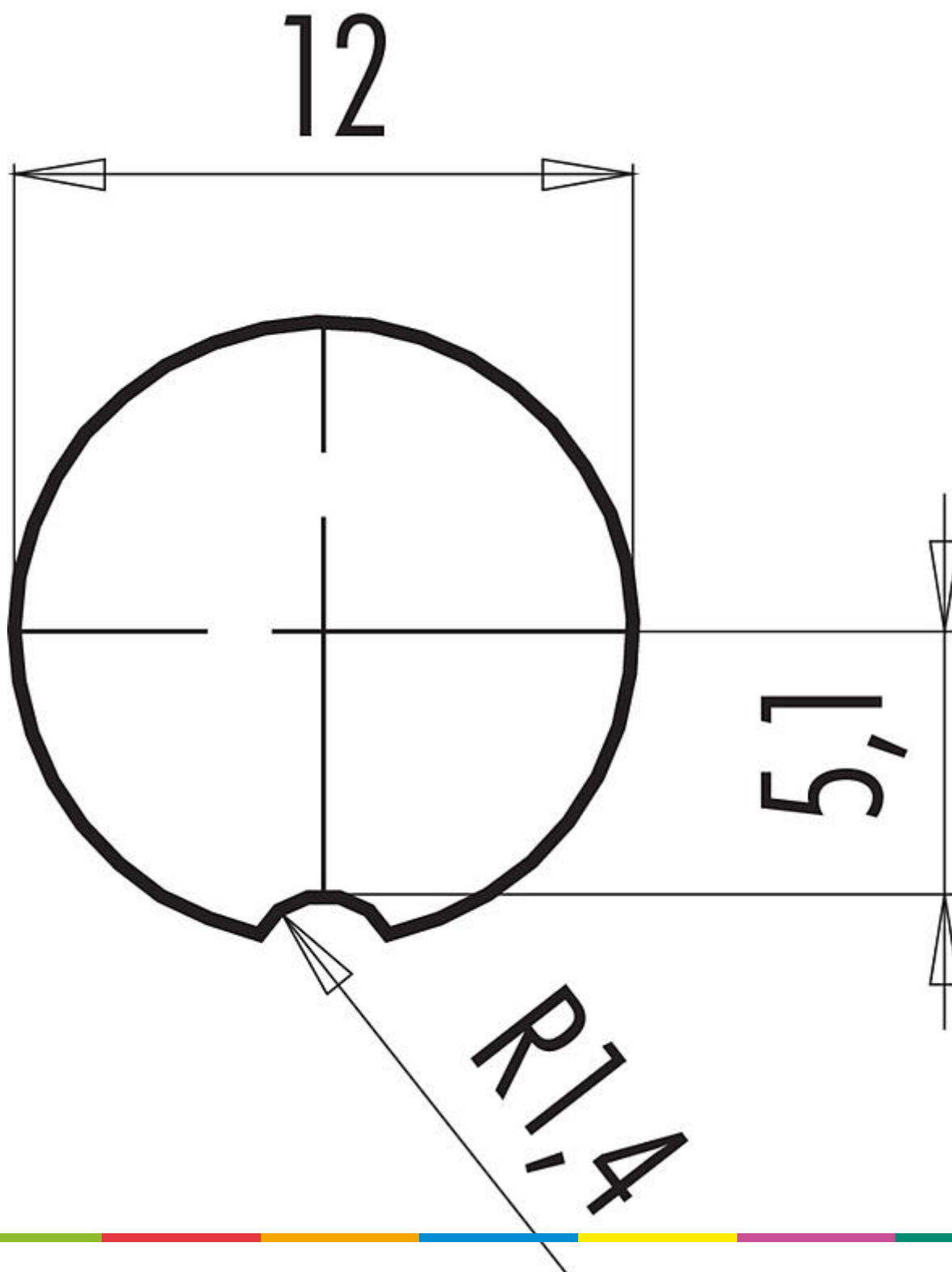
Subminiature connectors



Product description	M9 IP67 female panel mount connector, Contacts: 7, shieldable, dip-solder, IP67, front fastened
Area	M9 IP67 series 712
Part no.	09 0424 30 07

Product description	M9 IP67 female panel mount connector, Contacts: 7, shieldable, dip-solder, IP67, front fastened
Area	M9 IP67 series 712
Part no.	09 0424 30 07

Assembly instructions / Panel cut-out



Product data sheet

Subminiature connectors



Product description	M9 IP67 female panel mount connector, Contacts: 7, shieldable, dip-solder, IP67, front fastened
Area	M9 IP67 series 712
Part no.	09 0424 30 07

Security notices

The connector must not be plugged or unplugged under load. Non-observance and improper use can result in personal injury.

The connectors have been developed for applications in plant engineering, control and electrical equipment construction. The user is responsible for checking whether the connectors can also be used in other areas of application.

Plug connectors with enclosure protection IP 67 and IP 68 are not suitable for use under water. When used outdoors, the plug connectors must be protected separately against corrosion. For further information on the IP protection classes, please refer to the "Technical Information" download centre.