



Commercial status

To be discontinued on: 28 February 2022

⚠ To be discontinued

Main

Range of product	Telemecanique Ultrasonic sensors XX
Sensor type	Ultrasonic sensor
Series name	General purpose
Sensor name	XX6
Sensor design	Cylindrical M30
Detection system	Diffuse
[Sn] nominal sensing distance	1 m adjustable with remote teach push-button
Material	Plastic
Type of output signal	Discrete
Discrete output function	1 NO
Wiring technique	3-wire
Discrete output type	PNP
[Us] rated supply voltage	12...24 V DC with reverse polarity protection
Electrical connection	Male connector M12 4 pins
[Sd] sensing range	0.1...1 m
Beam angle	7 °
IP degree of protection	IP67 conforming to IEC 60529

Complementary

Enclosure material	Valox
Front material	Epoxy
Thread type	M30 x 1.5
Supply voltage limits	10...28 V DC
[Sa] assured operating distance	0.1...1 m (teach mode)
Maximum differential travel	2.5 mm
Blind zone	0...100 mm
Transmission frequency	180 kHz

Repeat accuracy	0.9 %
Deviation angle from 90° of object to be detected	-7...7 °
Minimum size of detected object	Cylinder diameter 50.8 mm at 1 m
Status LED	Setting-up assistance: 1 LED (dual colour) Supply on: 1 LED (green) Output state: 1 LED (yellow)
Current consumption	60 mA
Maximum switching current	100 mA with overload and short-circuit protection
Maximum voltage drop	1.5 V
Switching frequency	<= 70 Hz
Maximum delay first up	75 ms
Maximum delay response	15 ms
Maximum delay recovery	75 ms
Marking	CE
Threaded length	37 mm
Height	96 mm
Width	30 mm
Net weight	0.09 kg

Environment

Standards	IEC 60947-5-2
Product certifications	UL CCSAus
Ambient air temperature for operation	0...70 °C
Ambient air temperature for storage	-40...80 °C
Vibration resistance	+/-1 mm conforming to IEC 60068-2-6 (f = 10...55 Hz)
Shock resistance	30 gn in all 3 axes for 11 ms conforming to IEC 60068-2-27
Resistance to electrostatic discharge	8 kV level 4 conforming to IEC 61000-4-2
Resistance to electromagnetic fields	10 V/m level 3 conforming to IEC 61000-4-3
Resistance to fast transients	1 kV level 3 conforming to IEC 61000-4-4

Packing Units

Package 1 Weight	104.326 g
Package 1 Height	4.318 cm
Package 1 width	9.398 cm
Package 1 Length	13.208 cm

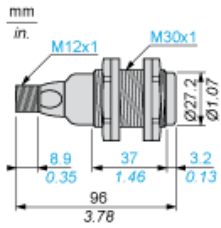
Offer Sustainability

Sustainable offer status	Green Premium product
REACH Regulation	REACH Declaration
EU RoHS Directive	Pro-active compliance (Product out of EU RoHS legal scope) EU RoHS Declaration
Mercury free	Yes
RoHS exemption information	Yes
Environmental Disclosure	Product Environmental Profile
Circularity Profile	End of Life Information
California proposition 65	WARNING: This product can expose you to chemicals including: Diisononyl phthalate (DINP), which is known to the State of California to cause cancer, and Di-isodecyl phthalate (DIDP), which is known to the State of California to cause birth defects or other reproductive harm. For more information go to www.P65Warnings.ca.gov

Contractual warranty

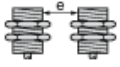
Warranty	18 months
----------	-----------

Dimensions



Minimum Mounting Distances

Side by side



e : respect the distances indicated on the detection curves

Face to face

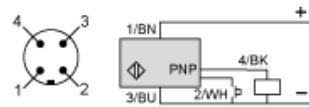


e > 4 x Sn

Wiring Diagram

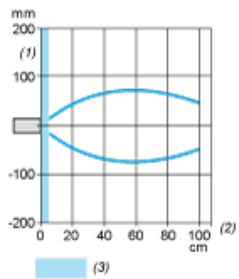
3-Wire Type

NO outputs, PNP



- | | |
|-----|------------------|
| (1) | (+) |
| (2) | Teach input (WH) |
| (3) | (-) |
| (4) | Output |
| BN | Brown |
| WH | White |
| BU | Blue |
| BK | Black |

Curves



- (1) Parallel movement
- (2) Distance
- (3) Blind zone for diffuse sensors.

XX6V3A1PAM12 is replaced by:



Ultrasonic sensors XXS30P1PM12

Ultrasonic sensors XX, ultrasonic sensor, plastic, cylindrical M30, straight, 1 m, PNP

Qty 1