



Main

Range of product	Modicon STB distributed I/O solution
Product or component type	Basic analog input kit
Kit composition	STBXTS1100, 6-terminal screw type connector STBXBA1000 base STBXTS2100, 6-terminal spring clamp connector STBACI1225 module
Analogue input type	Current 4...20 mA
Analogue input number	2
Analogue input resolution	10 bits
Type of filter	Single low pass input filter 25 Hz

Complementary

Absolute maximum input	25 mA/50 V DC
Response time	5 ms
Cold swapping	Yes
Hot swapping fallback	No for basic NIMs
Data format	EN 61131-2 IEC 61131-2
Update time	10 ms
Integral linearity	+/- 0.2 %FS
Differential linearity	Monotonic
Input impedance	<= 300 Ohm
Maximum supply current for sensors	100 mA per input channels
Absolute accuracy error	+/- 0.5 % of full scale 25 °C
Temperature drift	+/-0.01 %/°C
Insulation between channels and logic bus	1500 V for 1 minute

Disclaimer: This documentation is not intended as a substitute for and is not to be used for determining suitability or reliability of these products for specific user applications.

Insulation between channels and sensor bus	30 V
Addressing requirement	2 input words
Product compatibility	Mounting base STBXBA1000 Power distribution module STBPDT3100/3105
[Us] rated supply voltage	24 V DC
Supply	Power distribution module
Current consumption	30 mA at 5 V DC for logic bus
Marking	CE
Overvoltage category	II
Status LED	1 LED (green)module status (RDY)
Depth	70 mm
Height	13.9 mm
Width	128.3 mm

Environment

Product certifications	C-Tick UL CSA FM Class 1 Division 2 ATEX Cat 3G
Pollution degree	2 conforming to IEC 60664-1
Operating altitude	<= 2000 m
IP degree of protection	IP20 conforming to EN 61131-2 class 1
Ambient air temperature for operation	0...60 °C
Ambient air temperature for operation	32...140 °F without derating
Ambient air temperature for storage	-40...85 °C without derating
Ambient air temperature for storage	-40...185 °F without derating
Relative humidity	95 % at 60 °C without condensation
Vibration resistance	+/-0.35 mm at 10...58 Hz 3 gn at 58...150 Hz on 35 x 7.5 mm symmetrical DIN rail 5 gn at 58...150 Hz on 35 x 15 mm symmetrical DIN rail
Shock resistance	30 gn for 11 ms conforming to IEC 88 reference 2-27

Packing Units

Package 1 Weight	0.136 kg
Package 1 Height	2.800 cm
Package 1 width	7.800 cm
Package 1 Length	12.400 cm

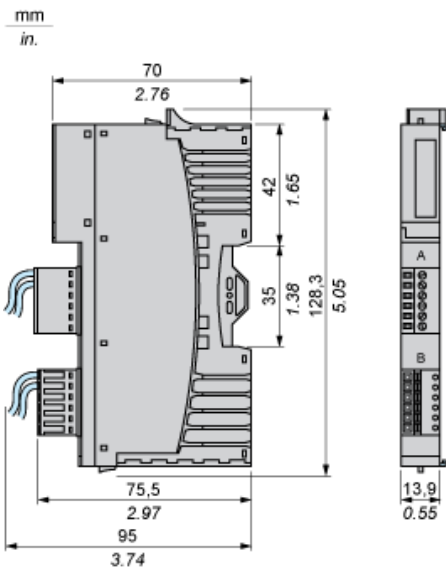
Offer Sustainability

Sustainable offer status	Green Premium product
REACH Regulation	REACH Declaration
EU RoHS Directive	Pro-active compliance (Product out of EU RoHS legal scope) EU RoHS Declaration
Mercury free	Yes
RoHS exemption information	Yes
China RoHS Regulation	China RoHS declaration
Environmental Disclosure	Product Environmental Profile
Circularity Profile	End of Life Information
WEEE	The product must be disposed on European Union markets following specific waste collection and never end up in rubbish bins

Contractual warranty

Warranty	18 months
----------	-----------

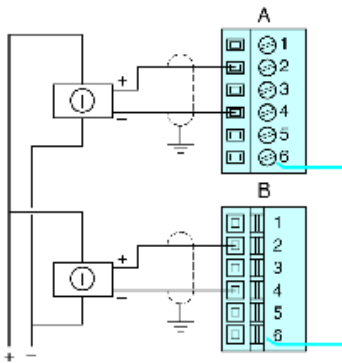
Dimensions



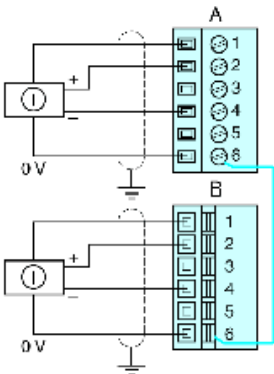
Wiring Diagrams

Examples

2 isolated analog sensors, external 24 VDC power supply



2 non-isolated analog sensors, 24 VDC supplied by the PDM



Pin	Top Connections	Bottom Connections
1	+24 VDC from field power bus for field device accessories	+24 VDC from field power bus for field device accessories
2	input from sensor 1	input from sensor 2
3	no connection	no connection
4	analog input return	analog input return
5	no connection	no connection
6	field power return (to the module)	field power return (to the module)