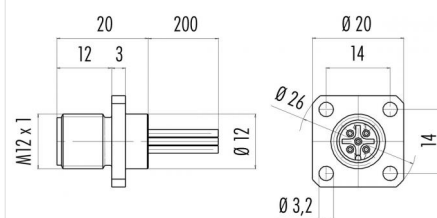


Product description	M12-A square male panel mount connector, Contacts: 5, unshielded, single wires, IP40, UL, square
Area	M12-A series 713
Order number	76 0931 0111 00005-0200

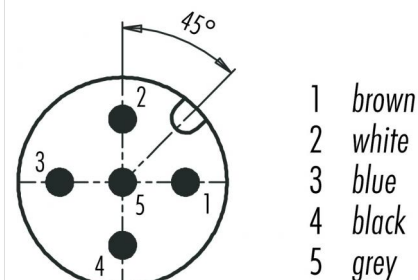
### Illustration



### Scale drawing



### Contact arrangement (Plug-in side)



You can find the assembly instructions on the next page.

## Technical data

### General features

Order number	76 0931 0111 00005-0200
Notice	Please note that, due to the change from the old to the new order number, there may be deviations in the technical specifications. For questions about product details, please use the 'Contact Customer Service' form on the right.
Connector design	square male panel mount connector
Wire length	0,2 m
Version	connector male straight
Connector locking system	screw
Termination	single wires
Degree of protection	IP40
	IP67 with seal, see accessories
Cross-sectional area	0.25 mm <sup>2</sup> / AWG 24
Temperature range from/to	-40 °C / 85 °C
Mechanical operation	> 100 Mating cycles
Weight (g)	16.384
Customs tariff number	85369175

### Electrical parameters

Rated voltage	60 V
Rated impulse voltage	1500 V
Rated current (40 °C)	4 A (3 A UL)
Insulation resistance	> 10 <sup>8</sup> Ω
Pollution degree	3
Overvoltage category	II
Insulating material group	III
EMC compliance	unshielded

### Material

Housing material	CuZn (Brass nickel plated)
Contact body material	PA black
Contact material	CuZn (brass)
Contact plating	Au (gold)
REACH SVHC	CAS 80-05-7 (4,4'-isopropylidendiphenol)
	CAS 7439-92-1 (Lead)
	CAS 61788-32-7 (Terphenyl, hydrogenated)

### Authorization/approvals

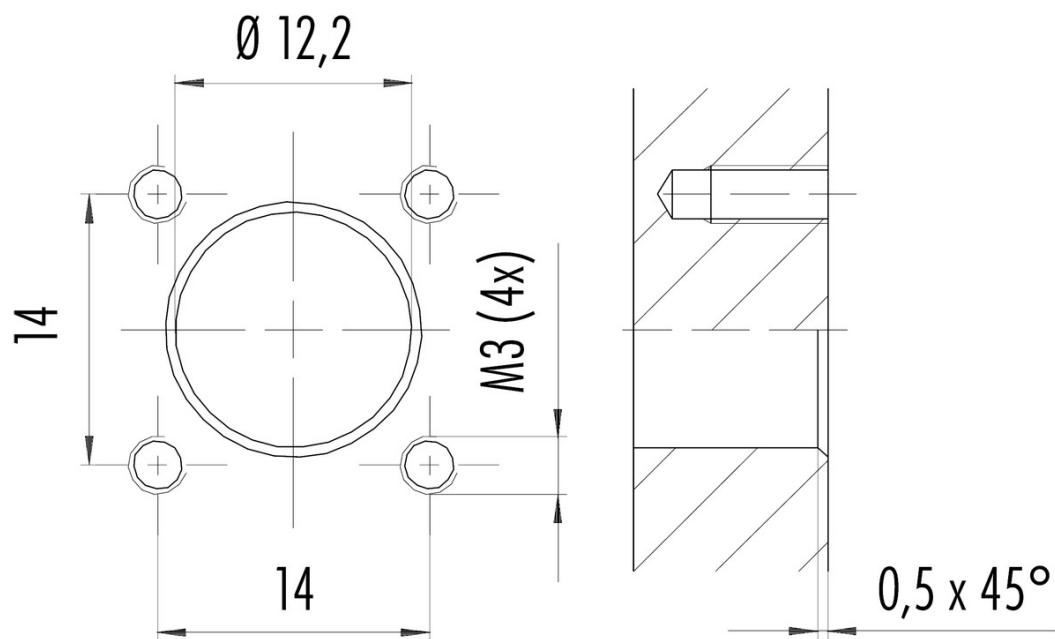
Approval 1	UL
------------	----

Product description M12-A square male panel mount connector, Contacts: 5, unshielded, single wires, IP40, UL, square

Area M12-A series 713

Order number 76 0931 0111 00005-0200

### Assembly instructions / Panel cut-out



Product description	M12-A square male panel mount connector, Contacts: 5, unshielded, single wires, IP40, UL, square
Area	M12-A series 713
Order number	76 0931 0111 00005-0200

## Security notices

The connectors have been developed for applications in plant engineering, control and electrical equipment construction. The user is responsible for checking whether the connectors can also be used in other areas of application.

The protection class specification applies on condition that the four mounting holes are made as blind holes.