



### Main

Range	EasyLogic
Product name	EasyLogic PM2100
Device short name	PM2120
Product or component type	Power meter

### Complementary

Device application	Sub billing Power monitoring
Power quality analysis	Total harmonic distortion up to the 15th harmonic
Type of measurement	Apparent power min/max, total Active and reactive power min/max, total Current min/max, avg Voltage min/max, avg Frequency min/max, avg Total current harmonic distortion THD (I) per phase Total voltage harmonic distortion THD (U) per phase Power factor min/max, avg Apparent energy total Active and reactive energy total
Metering type	Current I, I1, I2, I3 Peak demand power PM, QM, SM Active, reactive, apparent energy (signed, four quadrant) Peak demand currents Active power P, P1, P2, P3 Calculated neutral current Voltage U, U21, U32, U13, V, V1, V2, V3 Unbalance current Reactive power Q, Q1, Q2, Q3 Demand power P, Q, S Apparent power S, S1, S2, S3
Accuracy class	Class 1 active energy conforming to IEC 62053-21 Class 1 reactive energy conforming to IEC 62053-24 Class 5 harmonic distortion (I THD & U THD)
Measurement accuracy	Apparent power +/- 1 % Active energy +/- 1 % Reactive energy +/- 1 % Active power +/- 1 % Voltage +/- 0.5 % Power factor +/- 0.01 Current +/- 0.5 % Frequency +/- 0.05 %
Measurement current	5...6000 MA
Measurement voltage	35...480 V AC 50/60 Hz between phases 20...277 V AC 50/60 Hz between phase and neutral 480...999000 V AC 50/60 Hz with external VT
Frequency measurement range	45...65 Hz
[Us] rated supply voltage	44...277 V AC 45...65 Hz +/- 10 % 44...277 V DC +/- 10 %

The information provided in this documentation contains general descriptions and/or technical characteristics of the performance of the products contained herein. This documentation is not intended as a substitute for and is not to be used for determining suitability or reliability of these products for specific user applications. It is the duty of any such user or integrator to perform the appropriate and complete risk analysis, evaluation and testing of the products with respect to the relevant specific application or use thereof. Neither Schneider Electric Industries SAS nor any of its affiliates or subsidiaries shall be responsible or liable for misuse of the information contained herein.

Network frequency	50 Hz 60 Hz
Ride-through time	100 Ms 120 V AC typical 400 Ms 230 V AC typical 50 Ms 125 V DC typical
[In] rated current	1 A 5 A
Maximum power consumption in VA	6 VA at 277 V AC
Maximum power consumption in W	3.3 W (power lines (AC)) 2 W at 277 V (power lines (DC))
Analogue input type	Current (impedance $\leq$ 0.3 mOhm) Voltage (impedance $>$ 5 MOhm)
Tamperproof of settings	Protected by access code
Display type	7 segments LED
Display colour	Red
Messages display capacity	3 fields of 4 characters
Display digits	12 digit(s) - 14.2 mm in height
Refresh time	Configurable from 1 to 60 min
Information displayed	Demand current (past value) Demand current (present value) Demand power (past value) Demand power (present value) Voltage Current Frequency Energy consumption Harmonic distortion Power factor Active power Apparent power Reactive power Unbalanced in %
Control type	3 x button
Local signalling	Red LED: output signal 1...9999000 pulse/ k_h (kWh, kVAh, kVARh) Green LED: module operation and integrated communication
Number of inputs	0
Number of outputs	0
Communication port protocol	Modbus RTU at 4800 bps, 9600 bps, 19200 bps, 38.4 Kbps even/odd- or none - 2 wires, insulation 2500 V
Communication port support	Screw terminal block: RS485
Data recording	Time stamping Min/Max for 8 parameters
Function available	Real time clock
Sampling rate	64 samples/cycle
Cybersecurity	Enable/Disable communication ports
Communication service	Remote monitoring
Product certifications	CE conforming to IEC 61010-1 CULus conforming to UL 61010-1 CULus conforming to CSA C22.2 No 61010-1 RCM EAC C-Tick
Mounting mode	Clip-on
Mounting position	Vertical
Mounting support	Framework
Provided equipment	1 x installation guide
Measurement category	Category III 480 V Category II 480...600 V
Electrical insulation class	Double insulation Class II
Flame retardance	V-0 conforming to UL 94
Connections - terminals	Current transformer: screw connection (bottom) 6 Voltage inputs: screw connection (top) 4
Material	Polycarbonate
Width	96 Mm

Depth	76.09 Mm total: 61.64 Mm embedded:
Height	96 Mm
Net weight	300 G
Compatibility code	PM2120




## Environment

Service life	7 Year(S)
IP degree of protection	IP54 front: conforming to IEC 60529 IP30 body: conforming to IEC 60529
Relative humidity	5...95 % at 50 °C
Pollution degree	2
Ambient air temperature for operation	-10...60 °C
Ambient air temperature for storage	-25...70 °C
Operating altitude	<= 2000 m
Electromagnetic compatibility	Electrostatic discharge conforming to IEC 61000-4-2 Radiated radio-frequency electromagnetic field immunity test conforming to IEC 61000-4-3 Electrical fast transient/burst immunity test conforming to IEC 61000-4-4 Surge immunity test conforming to IEC 61000-4-5 Conducted RF disturbances conforming to IEC 61000-4-6 Magnetic field at power frequency conforming to IEC 61000-4-8 Voltage dips and interruptions immunity test conforming to IEC 61000-4-11 Emission tests conforming to FCC part 15 class A
Overvoltage category	III

## Packing Units

Unit Type of Package 1	PCE
Number of Units in Package 1	1
Package 1 Weight	302.5 G
Package 1 Height	9.6 Cm
Package 1 width	6.72 Cm
Package 1 Length	10.16 Cm
Unit Type of Package 2	BB1
Number of Units in Package 2	1
Package 2 Weight	404 G
Package 2 Height	11.5 Cm
Package 2 width	8.7 Cm
Package 2 Length	12 Cm
Unit Type of Package 3	S03
Number of Units in Package 3	18
Package 3 Weight	7.73 Kg
Package 3 Height	30 Cm
Package 3 width	30 Cm
Package 3 Length	40 Cm

## Offer Sustainability

EU RoHS Directive	Compliant  <a href="#">EU RoHS Declaration</a>
Mercury free	Yes
RoHS exemption information	 Yes
China RoHS Regulation	 <a href="#">China RoHS Declaration</a>

Product Life Status : **Commercialised**