



Main

Range of product	Zelio Time
Product or component type	Modular timing relay
Discrete output type	Relay
Device short name	RE22
Nominal output current	8 A

Complementary

Contacts type and composition	1 C/O timed contact, cadmium free
Time delay type	Hw H
Time delay range	3...30 s 0.3...3 s 30...300 s 30...300 h 0.05...1 s 1...10 s 3...30 min 30...300 min 3...30 h 10...100 s
Control type	Rotary knob Diagnostic button
[Us] rated supply voltage	24...240 V AC/DC 50/60 Hz
Release input voltage	<= 2.4 V
Voltage range	0.85...1.1 Us
Supply frequency	50...60 Hz +/- 5 %
Connections - terminals	Screw terminals, 1 x 0.5...1 x 3.3 mm ² (AWG 20...AWG 12) solid without cable end Screw terminals, 2 x 0.5...2 x 2.5 mm ² (AWG 20...AWG 14) solid without cable end Screw terminals, 1 x 0.2...1 x 2.5 mm ² (AWG 24...AWG 14) flexible with cable end Screw terminals, 2 x 0.2...2 x 1.5 mm ² (AWG 24...AWG 16) flexible with cable end
Tightening torque	0.6...1 N.m conforming to IEC 60947-1

Disclaimer: This documentation is not intended as a substitute for and is not to be used for determining suitability or reliability of these products for specific user applications

Housing material	Self-extinguishing
Repeat accuracy	+/- 0.5 % conforming to IEC 61812-1
Temperature drift	+/- 0.05 %/°C
Voltage drift	+/- 0.2 %/V
Setting accuracy of time delay	+/- 10 % of full scale at 25 °C conforming to IEC 61812-1
Control signal pulse width	100 ms with load in parallel 30 ms
Insulation resistance	100 MOhm at 500 V DC conforming to IEC 60664-1
Recovery time	120 ms on de-energisation
Immunity to microbreaks	10 ms
Power consumption in VA	3 VA at 240 V AC
Power consumption in W	1.5 W at 240 V DC
Switching capacity in VA	2000 VA
Minimum switching current	10 mA at 5 V DC
Maximum switching current	8 A
Maximum switching voltage	250 V AC
Electrical durability	100000 cycles, 8 A at 250 V, AC-1 100000 cycles, 2 A at 24 V, DC-1
Mechanical durability	10000000 cycles
Rated impulse withstand voltage	5 kV for 1.2...50 µs conforming to IEC 60664-1
Power on delay	100 ms
Creepage distance	4 kV/3 conforming to IEC 60664-1
Overvoltage category	III conforming to IEC 60664-1
Safety reliability data	B10d = 280000 MTTFd = 308.2 years
Mounting position	Any position
Mounting support	35 mm DIN rail conforming to EN/IEC 60715
Status LED	LED backlight green (steady) for dial pointer indication LED yellow (steady) for output relay energised LED yellow (fast flashing) for timing in progress and output relay de-energised LED yellow (slow flashing) for timing in progress and output relay energised
Width	22.5 mm
Net weight	0.1 kg

Environment

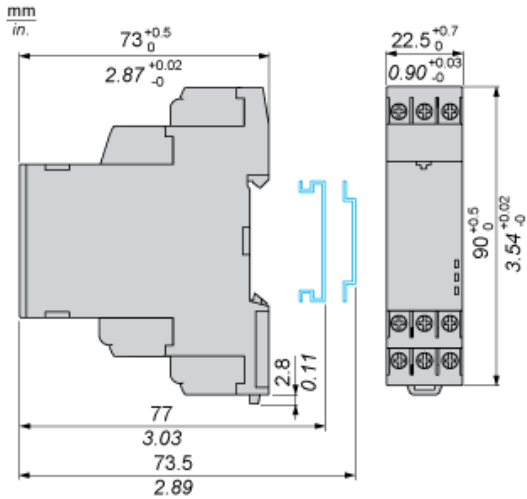
Dielectric strength	2.5 kV for 1 mA/1 minute at 50 Hz between relay output and power supply with basic insulation conforming to IEC 61812-1
Standards	UL 508 IEC 61812-1
Directives	2006/95/EC - low voltage directive 2004/108/EC - electromagnetic compatibility
Product certifications	CE EAC CSA RCM China RoHS CCC GL UL
Ambient air temperature for operation	-20...60 °C
Ambient air temperature for storage	-40...70 °C
IP degree of protection	IP40 housing: conforming to IEC 60529 IP50 front face: conforming to IEC 60529 IP20 terminals: conforming to IEC 60529
Pollution degree	3 conforming to IEC 60664-1
Vibration resistance	20 m/s ² (f= 10...150 Hz) conforming to IEC 60068-2-6
Shock resistance	15 gn not operating for 11 ms conforming to IEC 60068-2-27 5 gn in operation for 11 ms conforming to IEC 60068-2-27

Relative humidity	95 % at 25...55 °C
Electromagnetic compatibility	<p>Fast transients immunity test - test level: 1 kV level 3 (capacitive connecting clip) conforming to IEC 61000-4-4</p> <p>Surge immunity test - test level: 1 kV level 3 (differential mode) conforming to IEC 61000-4-5</p> <p>Surge immunity test - test level: 2 kV level 3 (common mode) conforming to IEC 61000-4-5</p> <p>Electrostatic discharge - test level: 6 kV level 3 (contact discharge) conforming to IEC 61000-4-2</p> <p>Electrostatic discharge - test level: 8 kV level 3 (air discharge) conforming to IEC 61000-4-2</p> <p>Radiated radio-frequency electromagnetic field immunity test - test level: 10 V/m level 3 (80 MHz...1 GHz) conforming to IEC 61000-4-3</p> <p>Conducted RF disturbances - test level: 10 V level 3 (0.15...80 MHz) conforming to IEC 61000-4-6</p> <p>Fast transient bursts - test level: 2 kV level 3 (direct contact) conforming to IEC 61000-4-4</p> <p>Immunity to microbreaks and voltage drops - test level: 30 % (500 ms) conforming to IEC 61000-4-11</p> <p>Immunity to microbreaks and voltage drops - test level: 100 % (20 ms) conforming to IEC 61000-4-11</p>

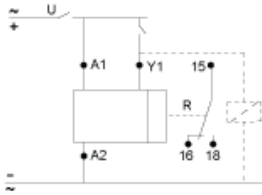
Offer Sustainability

Sustainable offer status	Green Premium product
EU RoHS Directive	<p>Pro-active compliance (Product out of EU RoHS legal scope)</p> <p>EU RoHS Declaration</p>
Mercury free	Yes
RoHS exemption information	Yes
China RoHS Regulation	China RoHS declaration
Environmental Disclosure	Product Environmental Profile
Circularity Profile	End of Life Information

Dimensions



Wiring Diagram



Function H: Interval Relay

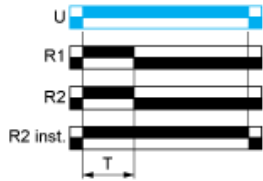
Description

On energisation of power supply, output(s) R close(s) and timing period T starts. At the end of the timing period T, the output(s) R revert(s) to its/ their initial state. The second output (R2) can be either timed (when set to "TIMED") or instantaneous (when set to "INST").

Function: 1 Output



Function: 2 Outputs



Function Hw: Interval Relay & with Retrigger / Restart Control

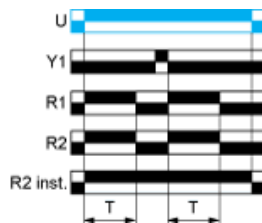
Description

On energisation of power supply, output(s) R close(s) and timing period T starts. At the end of the timing period T, the output(s) R revert(s) to its/their initial state. At any state of the output(s) R when Y1 energizes followed by deenergizes, the output(s) R close(s) then restarts the same operation as described at the beginning. The second output (R2) can be either timed (when set to "TIMED") or instantaneous (when set to "INST").

Function: 1 Output



Function: 2 Outputs



Legend

Relay de-energised

Relay energised

Output open

Output closed

U - Supply

T - Timing period

R1/R2 -2 timed outputs

R2 inst. The second output is instantaneous if the right position is selected

Y1 - Retrigger / Restart control