



Main

Range of product	Modicon M580
Product or component type	Processor module

Complementary

Number of racks	4
Local I/O processor capacity (discrete)	2048 I/O
Local I/O processor capacity (analog)	512 I/O
Number of application specific channel (local rack)	72
Application specific I/O	Serial link Counter Accurate time stamping HART Motion control SSI encoder
Checks	Process control
Control channels	Programmable loops
Integrated connection type	1 Ethernet TCP/IP for service port 2 Ethernet TCP/IP for device network USB type mini B
Number of remote I/O station	8 - 2 rack(s) per remote drop
Number of distributed equipment	64
Communication module processor capacity	2 Ethernet communication module 8 AS-Interface module
Communication service	DIO scanner RIO scanner
Memory description	Expandable flash, 4 GB for data storage Integrated RAM, 10 kB for system memory Integrated RAM, 8 MB for program process Integrated RAM, 768 kB for data process Integrated RAM, 2 MB for program safety Integrated RAM, 512 kB for data safety
Application structure	64 event tasks

	2 auxiliary tasks 1 cyclic/periodic master task 1 periodic fast task
Number of instructions per ms	7.5 Kinst/ms 65 % Boolean + 35 % fixed arithmetic 10 Kinst/ms 100 % Boolean
Current consumption	295 mA at 24 V DC
MTBF reliability	600000 H
Marking	CE

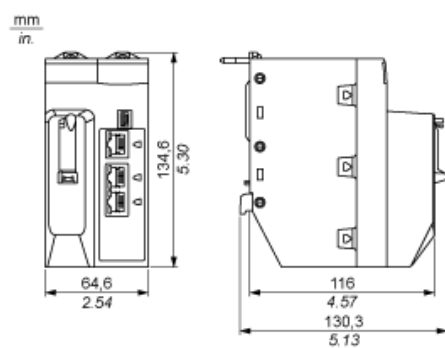
Environment

Vibration resistance	3 gn
Shock resistance	15 gn
Ambient air temperature for operation	0...60 °C
Ambient air temperature for storage	-40...85 °C
Operating altitude	0...2000 m 2000...5000 m with derating factor
Relative humidity	5...95 % at 55 °C without condensation
IP degree of protection	IP20
Directives	2014/35/EU - low voltage directive 2014/30/EU - electromagnetic compatibility 2012/19/EU - WEEE directive
Standards	EN 61131-2 EN 61000-6-4 EN 61000-6-2 EN 61010-2-201
Product certifications	EAC Merchant Navy UL CE CSA RCM
Supply	Internal power supply via rack
Status LED	1 LED (green)processor running (RUN): 1 LED (red)processor or system fault (ERR): 1 LED (red)I/O module fault (I/O): 1 LED (green)download in progress (DL): 1 LED (red)memory card or CPU flash fault (BACKUP): 1 LED (green/red)ETH MS (Ethernet port configuration status): 1 LED (green/red)Eth NS (Ethernet network status): 1 LED (green)processor in safety mode (SRUN): 1 LED (green)processor in maintenance mode (SMOD): 1 LED (red)I/O values overridden by user (FORCED IO):
Product weight	0.849 kg

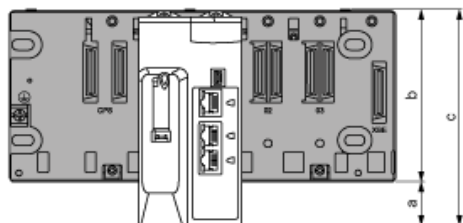
Offer Sustainability

Sustainable offer status	Green Premium product
REACH Regulation	REACH Declaration
EU RoHS Directive	Pro-active compliance (Product out of EU RoHS legal scope) EU RoHS Declaration
Mercury free	Yes
RoHS exemption information	Yes
China RoHS Regulation	China RoHS declaration
Circularity Profile	End of Life Information
WEEE	The product must be disposed on European Union markets following specific waste collection and never end up in rubbish bins

CPU Module Only

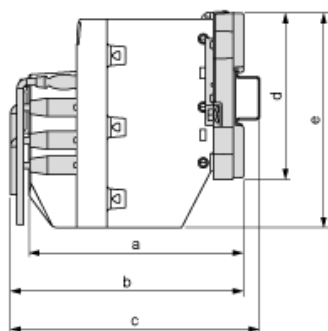


Modules Mounted on Racks



- a: additional space below the rack to accommodate the height of the CPU. For an X Bus rack, the value is 30.9 mm (1.217 in.); for an Ethernet rack, the value is 30.9 mm (1.217 in.).
- b: the height of the rack. For an X Bus rack, the height is 103.7 mm (4.083 in.); for an Ethernet rack, the height is 105.11 mm (4.138 in.).
- c: the height of the main local rack, 134.6 mm (5.299 in.).

Modules and Cables Mounted in an Enclosure



- a: enclosure depth: 135 mm (5.315 in.)
- b: wiring + module depth: > 146 mm (5.748 in.)
- c: wiring + module + DIN rail depth: > 156 mm (6.142 in.)
- d: rack height: for an X Bus rack 103.7 mm (4.083 in.); for an Ethernet rack, 105.11 mm (4.138 in.)
- e: module height: 134.6 mm (5.299 in.)